

ROUND LOW VOLTAGE REELING CABLE – 0.6/1kV



| | |
|-----------------------|--|
| Cable Type: | TRDLRC |
| Standards: | IEC 60502-1, VDE 0250-814 |
| Specification: | TMCRS-14016 |
| Application: | Flexible power and control cable for use on reeling systems gantry crane, etc. |

Electrical Properties

| | |
|---------------------|----------------------------|
| Rated Voltage(Uo/U) | 0.6/1kV |
| AC Test Voltage | 2.5kV/5min. 3.5kV/5min. |
| Current Rating(A) | IEC 60364-5-52 |

Thermal Properties

| | |
|-------------------------------|----------------|
| Maximum Conductor Temperature | |
| •Normal Operation | 90°C |
| •Short-Circuit(5s) | 250°C |
| Ambient Temperature | |
| •Moved | -25°C to +60°C |
| •Not Moved | -40°C to +80°C |

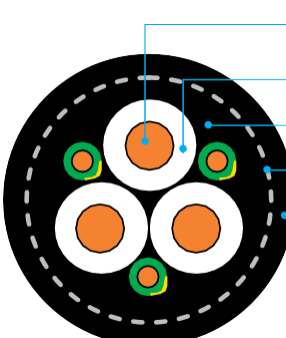
Mechanical Properties

| | |
|------------------|--|
| Tensile Stress | Max. 15N/mm ² |
| Bending Radius | |
| •Reeling | Min. 6 x D (20mm ≥ D) Min. 8 x D (20mm < D) |
| •Pulleys | Min. 7.5 x D |
| •S Bending | Min. 20 x D (D : Cable diameter) |
| Torsion Stress | Max. ±50°/m |
| Traveling Speed | Max. 100m/min. |
| Additional Tests | Bending, Torsion |

Chemical Properties

| | |
|--------------------|---------------|
| Oil Resistance | IEC 60811-2-1 |
| Flame-Retardant | IEC 60332-1 |
| Weather Resistance | Ozone, UV |

Construction

| Sectional View | Classification | Construction Detail |
|---|---|---|
|  | Conductor | - Flexible tinned copper - Better than IEC 60228 Class 5 |
| | Insulation | - EPR, Better than IEC 60502-1 |
| | Inner Sheath | - SE1, Better than IEC 60502-1 |
| | Reinforce Layer | - Polyester yarn braid |
| | Outer Sheath | - SE1, Better than IEC 60502-1, Black or Yellow |
| | Cores Identification | - If without earth conductor, White with black numbering - If with earth conductor, White with black numbering + green (or green / yellow) |
| Marking | - If without earth conductor, TRDLRC 0.6/1kV Number of cores x cross-section TMC Year Length - If with earth conductor, TRDLRC 0.6/1kV Number of cores G cross-section TMC Year Length | |

TRDLRC Round Low Voltage Reeling Cable, 0.6/1kV

| Number of Core and Nominal Cross-Section | Conductor | | Overall Diameter | | Net Weight | Tension Stress |
|--|-------------------|----------------------|------------------|------|------------|----------------|
| | Diameter (Approx) | Resistance (At 20°C) | Min. | Max. | Approx. | Max. |
| mm ² | mm | Ω/km | mm | mm | kg/km | N |
| 1 x 16 | 5.6 | 1.240 | 13.0 | 15.2 | 320 | 240 |
| 1 x 25 | 7.0 | 0.795 | 14.9 | 17.3 | 450 | 375 |
| 1 x 35 | 8.2 | 0.565 | 16.3 | 18.7 | 560 | 525 |
| 1 x 50 | 9.9 | 0.393 | 18.5 | 21.1 | 760 | 750 |
| 1 x 70 | 11.8 | 0.277 | 20.5 | 23.3 | 1,000 | 1,050 |
| 1 x 95 | 13.5 | 0.210 | 22.8 | 25.6 | 1,270 | 1,425 |
| 1 x 120 | 15.3 | 0.164 | 24.9 | 27.9 | 1,570 | 1,800 |
| 1 x 150 | 17.1 | 0.132 | 27.4 | 30.6 | 1,920 | 2,250 |
| 1 x 185 | 18.6 | 0.108 | 29.5 | 32.7 | 2,290 | 2,775 |
| 1 x 240 | 21.3 | 0.082 | 32.9 | 36.3 | 2,940 | 3,600 |
| 2 x 1.5 | 1.6 | 13.700 | 10.8 | 13.0 | 180 | 45 |
| 2 x 2.5 | 2.0 | 8.210 | 12.1 | 14.3 | 230 | 75 |
| 2 x 4 | 2.6 | 5.090 | 14.2 | 16.6 | 310 | 120 |
| 2 x 6 | 3.1 | 3.390 | 15.8 | 18.2 | 400 | 180 |
| 2 x 10 | 4.0 | 1.950 | 18.5 | 21.1 | 560 | 300 |
| 2 x 16 | 5.6 | 1.240 | 22.6 | 25.4 | 830 | 480 |
| 2 x 25 | 7.0 | 0.795 | 26.7 | 29.7 | 1,180 | 750 |
| 3 x 1.5 | 1.6 | 13.700 | 11.3 | 13.5 | 200 | 68 |
| 3 x 2.5 | 2.0 | 8.210 | 12.9 | 15.1 | 270 | 113 |
| 3 x 4 | 2.6 | 5.090 | 15.1 | 17.5 | 380 | 180 |
| 3 x 6 | 3.1 | 3.390 | 16.6 | 19.0 | 470 | 270 |
| 3 x 10 | 4.0 | 1.950 | 19.7 | 22.3 | 690 | 450 |
| 3 x 16 | 5.6 | 1.240 | 24.2 | 27.2 | 1,050 | 720 |
| 3 x 25 | 7.0 | 0.795 | 28.4 | 31.6 | 1,480 | 1,125 |
| 3 x 35 | 8.2 | 0.565 | 31.1 | 34.5 | 1,870 | 1,575 |
| 3 x 50 | 9.9 | 0.393 | 36.3 | 39.9 | 2,600 | 2,250 |
| 3 x 70 | 11.8 | 0.277 | 40.8 | 44.8 | 3,450 | 3,150 |
| 3 x 95 | 13.5 | 0.210 | 45.6 | 49.8 | 4,400 | 4,275 |
| 3 x 120 | 15.3 | 0.164 | 49.9 | 54.5 | 5,430 | 5,400 |
| 3 x 150 | 17.1 | 0.132 | 55.1 | 59.9 | 6,680 | 6,750 |
| 3 x 185 | 18.6 | 0.108 | 59.6 | 64.8 | 8,000 | 8,325 |
| 3 x 240 | 21.3 | 0.082 | 66.9 | 72.5 | 10,300 | 10,800 |
| 3 x 300 | 24.1 | 0.065 | 74.6 | 80.6 | 12,930 | 13,500 |
| 4 x 1.5 | 1.6 | 13.700 | 12.1 | 14.3 | 230 | 90 |
| 4 x 2.5 | 2.0 | 8.210 | 13.8 | 16.2 | 320 | 150 |
| 4 x 4 | 2.6 | 5.090 | 16.6 | 19.0 | 450 | 240 |
| 4 x 6 | 3.1 | 3.390 | 18.0 | 20.6 | 570 | 360 |
| 4 x 10 | 4.0 | 1.950 | 21.6 | 24.4 | 850 | 600 |
| 4 x 16 | 5.6 | 1.240 | 26.6 | 29.6 | 1,280 | 960 |
| 4 x 25 | 7.0 | 0.795 | 31.4 | 34.8 | 1,830 | 1,500 |
| 4 x 35 | 8.2 | 0.565 | 34.4 | 38.0 | 2,330 | 2,100 |
| 4 x 50 | 9.9 | 0.393 | 40.0 | 44.0 | 3,250 | 3,000 |
| 4 x 70 | 11.8 | 0.277 | 45.1 | 49.3 | 4,330 | 4,200 |
| 4 x 95 | 13.5 | 0.210 | 50.6 | 55.2 | 5,570 | 5,700 |
| 4 x 120 | 15.3 | 0.164 | 55.4 | 60.2 | 6,870 | 7,200 |
| 4 x 150 | 17.1 | 0.132 | 61.3 | 66.5 | 8,490 | 9,000 |
| 4 x 185 | 18.6 | 0.108 | 66.3 | 71.9 | 10,180 | 11,100 |
| 4 x 240 | 21.3 | 0.082 | 74.6 | 80.6 | 13,150 | 14,400 |
| 5 x 1.5 | 1.6 | 13.700 | 13.3 | 15.5 | 280 | 113 |
| 5 x 2.5 | 2.0 | 8.210 | 15.1 | 17.5 | 380 | 188 |
| 5 x 4 | 2.6 | 5.090 | 17.9 | 20.5 | 540 | 300 |
| 5 x 6 | 3.1 | 3.390 | 19.9 | 22.5 | 700 | 450 |
| 5 x 10 | 4.0 | 1.950 | 23.6 | 26.6 | 1,040 | 750 |
| 5 x 16 | 5.6 | 1.240 | 29.4 | 32.6 | 1,590 | 1,200 |
| 5 x 25 | 7.0 | 0.795 | 34.5 | 38.1 | 2,260 | 1,875 |
| 6 x 1.5 | 1.6 | 13.700 | 14.3 | 16.3 | 330 | 135 |
| 6 x 2.5 | 2.0 | 8.210 | 16.6 | 18.6 | 450 | 225 |
| 6 x 4 | 2.6 | 5.090 | 19.9 | 22.1 | 660 | 360 |
| 6 x 6 | 3.1 | 3.390 | 21.8 | 24.2 | 840 | 540 |
| 6 x 10 | 4.0 | 1.950 | 26.0 | 28.6 | 1,240 | 900 |
| 6 x 16 | 5.6 | 1.240 | 32.5 | 35.5 | 1,930 | 1,440 |
| 6 x 25 | 7.0 | 0.795 | 38.3 | 41.7 | 2,780 | 2,250 |
| 12 x 1.5 | 1.6 | 13.700 | 20.9 | 23.3 | 650 | 270 |
| 12 x 2.5 | 2.0 | 8.210 | 24.5 | 27.1 | 920 | 450 |
| 12 x 4 | 2.6 | 5.090 | 29.9 | 32.7 | 1,350 | 720 |
| 18 x 1.5 | 1.6 | 13.700 | 21.6 | 24.0 | 720 | 405 |
| 18 x 2.5 | 2.0 | 8.210 | 25.0 | 27.6 | 1,020 | 675 |
| 18 x 4 | 2.6 | 5.090 | 30.4 | 33.4 | 1,500 | 1,080 |
| 24 x 1.5 | 1.6 | 13.700 | 25.1 | 27.7 | 970 | 540 |
| 24 x 2.5 | 2.0 | 8.210 | 29.2 | 32.0 | 1,370 | 900 |
| 24 x 4 | 2.6 | 5.090 | 36.0 | 39.2 | 2,070 | 1,440 |
| 30 x 1.5 | 1.6 | 13.700 | 27.5 | 30.4 | 1,130 | 675 |
| 30 x 2.5 | 2.0 | 8.210 | 32.4 | 35.5 | 1,630 | 1,125 |
| 30 x 4 | 2.6 | 5.090 | 39.2 | 42.7 | 2,400 | 1,800 |
| 36 x 1.5 | 1.6 | 13.700 | 29.9 | 32.8 | 1,340 | 810 |
| 36 x 2.5 | 2.0 | 8.210 | 34.5 | 37.8 | 1,900 | 1,350 |
| 36 x 4 | 2.6 | 5.090 | 42.3 | 46.0 | 2,860 | 2,160 |

Note: Additional sizes applicable upon request.

ROUND LOW VOLTAGE REELING CABLE – STAINLESS WIRE BRAID, 0.6/1kV



| | |
|---------------------|---|
| Cable Type: | TRDLRC-SWB |
| Standards: | IEC 60502-1, VDE 0250-814 |
| Application: | Flexible power and control cable for use on reeling systems |

Electrical Properties

| | |
|----------------------------------|----------------------------|
| Rated Voltage(U ₀ /U) | 0.6/1kV |
| AC Test Voltage | 2.5kV/5min. 3.5kV/5min. |
| Current Rating(A) | IEC 60364-5-52 |

Thermal Properties

| | |
|-------------------------------|----------------|
| Maximum Conductor Temperature | |
| •Normal Operation | 90°C |
| •Short-Circuit(5s) | 250°C |
| Ambient Temperature | |
| •Moved | -25°C to +60°C |
| •Not Moved | -40°C to +80°C |

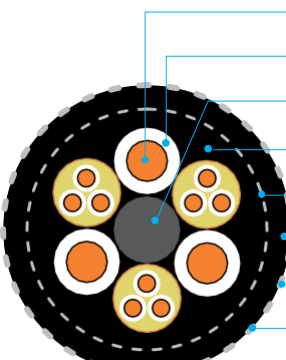
Mechanical Properties

| | |
|------------------|--------------------------------|
| Tensile Stress | Max. 15N/mm ² |
| Bending Radius | Min. 8 x D (D : Cablediameter) |
| Torsion Stress | Max. ±25°/m |
| Traveling Speed | Max. 60/m |
| Additional Tests | Bending, Torsion |

Chemical Properties

| | |
|--------------------|---------------|
| Oil Resistance | IEC 60811-2-1 |
| Flame-Retardant | IEC 60332-1 |
| Weather Resistance | Ozone, UV |


Construction

| Sectional View | Classification | Construction Detail |
|---|----------------------------|--|
|  | Conductor | Flexible tinned copper, IEC 60228 Class 5 |
| | Insulation | EPR, Better than IEC 60502-1 |
| | Filler | Strain bearing member |
| | Inner Sheath | SE1, Better than IEC 60502-1 |
| | Reinforce Layer | Polyester yarn braid |
| | Outer Sheath | SE1, better than IEC 60502-1 |
| | Heat Resistant Layer | Heat resistant tape lapped |
| | Mechanical Reinforce Layer | Stainless steel wires braid |
| | Cores Identification | Black numbering or Insulation color |
| | Marking | TRDLRC-SWB 0.6/1kV Number of cores x cross-section TMC Year length |

TRDLRC-SWB Round Low Voltage Reeling Cable – Stainless Wire Braid, 0.6/1kV

| Number of Core and Nominal Cross-Section | Conductor | | Overall Diameter | | Net Weight | Tension Stress |
|---|-------------------|----------------------|------------------|------|------------|----------------|
| | Diameter (Approx) | Resistance (At 20°C) | Min. | Max. | Approx. | Max. |
| mm ² | mm | Ω/km | mm | mm | kg/km | N |
| 1 x 150 | 5.6 | 1.240 | 41.1 | 44.7 | 2,880 | 480 |
| 1 x 185 | 2.0 | 8.210 | 41.1 | 44.7 | 2,880 | 480 |
| 1 x 240 | 7.0 | 0.795 | 47.7 | 51.7 | 3,940 | 750 |
| 1 x 300 | 2.6 | 5.090 | 47.7 | 51.7 | 3,940 | 750 |
| 2 x 25 | 7.0 | 0.795 | 54.8 | 59.2 | 5,320 | 1,750 |
| 3 x 25 | 2.6 | 5.090 | 54.8 | 59.2 | 5,320 | 1,750 |
| 3 x 35 | 9.9 | 0.393 | 71.7 | 76.7 | 8,860 | 2,000 |
| 3 x 50 | 3.1 | 3.390 | 71.7 | 76.7 | 8,860 | 2,000 |
| 4 x 16 | 2.6 | 5.090 | 71.7 | 76.7 | 8,860 | 2000 |

Note: Additional sizes applicable upon request.



FLAT LOW VOLTAGE REELING CABLE – 0.6/1kV



| | |
|-----------------------|--|
| Cable Type: | TFLLR |
| Standards: | IEC 60502-1, VDE 0250-814 |
| Specification: | TMCRS-15039 |
| Application: | Flexible power and control cable for use on reeling systems gantry crane, etc. |

Electrical Properties

| | |
|----------------------------------|----------------|
| Rated Voltage(U ₀ /U) | 0.6/1kV |
| AC Test Voltage | 3.5kV/5min. |
| Current Rating(A) | IEC 60364-5-52 |

Thermal Properties

| | |
|-------------------------------|----------------|
| Maximum Conductor Temperature | |
| •Normal Operation | 90°C |
| •Short-Circuit(5s) | 250°C |
| Ambient Temperature | |
| •Moved | -25°C to +60°C |
| •Not Moved | -40°C to +80°C |

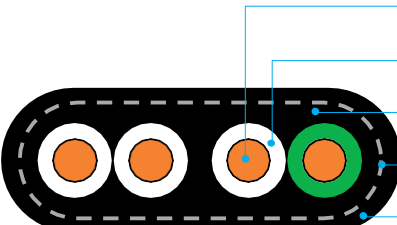
Mechanical Properties

| | |
|------------------|--|
| Tensile Stress | Max. 10N/mm ² |
| Bending Radius | |
| •Reeling | Min. 6 x D (20mm ≥ D) Min. 8 x D (20mm < D) |
| •Pulleys | Min. 7.5 x D |
| •S Bending | Min. 20 x D (D : Cable diameter) |
| Torsion Stress | Not Permissible |
| Traveling Speed | Max. 60m/min. |
| Additional Tests | Bending |

Chemical Properties

| | |
|--------------------|---------------|
| Oil Resistance | IEC 60811-2-1 |
| Flame-Retardant | IEC 60332-1 |
| Weather Resistance | Ozone, UV |

Construction

| Sectional View | Classification | Construction Detail |
|---|---|---|
|  | Conductor | Flexible tinned copper, IEC 60228 Class 5 |
| | Insulation | EPR, better than IEC 60502-1 |
| | Inner Sheath | SE1, better than IEC 60502-1 |
| | Reinforce Layer | Polyester yarn braid |
| | Outer Sheath | SE1, Better than IEC 60502-1 |
| | Cores Identification | Black numbering or Insulation color |
| Marking | TFLLR 0.6/1kV Number of cores x cross-section TMC Year length | |

TFLLRC Flat Low Voltage Reeling Cable, 0.6/1kV

| Number of Core and Nominal Cross-Section | Conductor | | Overall Diameter | | | | Net Weight | Tension Stress |
|---|----------------------------|---------------------------------|------------------|------------|------------|------------|------------------|-------------------|
| | Diameter (Approx) mm | Resistance (At 20°C) Ω/km | Height | | Width | | Approx. kg/km | Max. N |
| | | | Min. mm | Max. mm | Min. mm | Max. mm | | |
| mm ² | mm | Ω/km | mm | mm | mm | mm | kg/km | N |
| 3 x 4 | 2.6 | 5.090 | 8.4 | 11.4 | 18.0 | 21.0 | 300 | 120 |
| 3 x 6 | 3.1 | 3.390 | 9.0 | 12.0 | 19.8 | 22.8 | 380 | 180 |
| 3 x 10 | 4.0 | 1.950 | 10.9 | 13.9 | 24.3 | 27.3 | 570 | 300 |
| 3 x 16 | 5.6 | 1.240 | 13.2 | 16.2 | 30.3 | 33.3 | 850 | 480 |
| 3 x 25 | 7.0 | 0.795 | 15.6 | 18.6 | 36.3 | 39.3 | 1,240 | 750 |
| 3 x 35 | 8.2 | 0.565 | 17.1 | 20.1 | 40.0 | 43.0 | 1,590 | 1,050 |
| 3 x 50 | 9.9 | 0.393 | 19.1 | 23.1 | 46.2 | 50.2 | 2,200 | 1,500 |
| 3 x 70 | 11.8 | 0.277 | 21.6 | 25.6 | 52.5 | 56.5 | 2,940 | 2,100 |
| 3 x 95 | 13.5 | 0.210 | 24.3 | 28.3 | 59.4 | 63.4 | 3,790 | 2,850 |
| 3 x 120 | 15.3 | 0.164 | 26.5 | 30.5 | 65.2 | 69.2 | 4,670 | 3,600 |
| 3 x 150 | 17.1 | 0.132 | 29.0 | 34.0 | 72.1 | 77.1 | 5,790 | 4,500 |
| 3 x 185 | 18.6 | 0.108 | 31.5 | 36.5 | 78.4 | 83.4 | 6,960 | 5,550 |
| 4 x 4 | 2.6 | 5.090 | 8.4 | 11.4 | 25.8 | 28.8 | 410 | 160 |
| 4 x 6 | 3.1 | 3.390 | 9.4 | 12.4 | 28.6 | 31.6 | 530 | 240 |
| 4 x 10 | 4.0 | 1.950 | 11.1 | 14.1 | 34.2 | 37.2 | 780 | 400 |
| 4 x 16 | 5.6 | 1.240 | 13.6 | 16.6 | 42.2 | 45.2 | 1,170 | 640 |
| 4 x 25 | 7.0 | 0.795 | 16.0 | 19.0 | 50.0 | 53.0 | 1,680 | 1,000 |
| 4 x 35 | 8.2 | 0.565 | 17.5 | 20.5 | 54.8 | 57.8 | 2,150 | 1,400 |
| 4 x 50 | 9.9 | 0.393 | 19.7 | 23.7 | 63.3 | 67.3 | 2,980 | 2,000 |
| 4 x 70 | 11.8 | 0.277 | 22.2 | 26.2 | 71.5 | 75.5 | 3,970 | 2,800 |
| 4 x 95 | 13.5 | 0.210 | 25.1 | 29.1 | 80.7 | 84.7 | 5,130 | 3,800 |
| 4 x 120 | 15.3 | 0.164 | 27.3 | 31.3 | 88.3 | 92.3 | 6,320 | 4,800 |

Note: Additional sizes applicable upon request.

TRDMRC

ROUND MEDIUM VOLTAGE REELING CABLE – 6/10kV



Cable Type: TRDMRC

Standards: IEC 60502-2, VDE 0250-813

Specification: TMCRS-15002

Application: Flexible power and control cable for use on reeling systems RMQC, RMGC, e-RTGC, etc.

Electrical Properties

Rated Voltage(U₀/U) 6/10kV
 AC Test Voltage 17kV/5min.
 Current Rating(A) IEC 60502-2

Thermal Properties

Maximum Conductor Temperature

- Normal Operation 90°C
- Short-Circuit(5s) 250°C

Ambient Temperature

- Moved -25°C to +60°C
- Not Moved -40°C to +80°C

Mechanical Properties

Tensile Stress Max. 20N/mm²
 Bending Radius

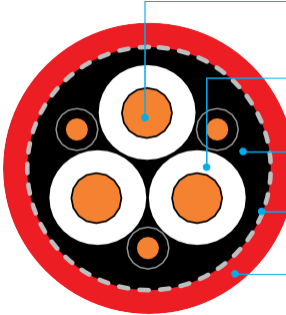
- Reeling Min. 12 x D
- Pulleys Min. 15 x D
- S Bending Min. 20 x D (D: Cable diameter)

Torsion Stress Max. ±25°/m
 Traveling Speed Max. 180m/min.
 Additional Tests Bending, Torsion

Chemical Properties

Oil Resistance IEC 60811-2-1
 Flame-Retardant IEC 60332-1
 Weather Resistance Ozone, UV

Construction

| Sectional View | Classification | Construction Detail |
|---|-----------------|--|
|  | Conductor | - Flexible tinned copper - Better than IEC 60228 Class 5 |
| | Insulation | - Inner semi-conductive layer - 3GI3, VDE 0250-813 - Outer semi-conductive layer |
| | Inner Sheath | - 5GM3, VDE 0250-813 |
| | Reinforce Layer | - Polyester yam braid |
| | Outer Sheath | - 5GM3 or 5GM5, VDE 0250-813, Red or Black |
| | Marking | - TRDMRC 6/10kV Number of cores x cross-section TMC Year Length |

TRDMRC Round Medium Voltage Reeling Cable, 6/10kV

| Number of Core and Nominal Cross-Section | Conductor | | Overall Diameter | | Net Weight | Tension Stress |
|--|-------------------|----------------------|------------------|------|------------|----------------|
| | Diameter (Approx) | Resistance (At 20°C) | Min. | Max. | Approx. | Max. |
| mm ² | mm | Ω/km | mm | mm | kg/km | N |
| 3 x 25 | 7.0 | 0.795 | 40.5 | 43.1 | 2,550 | 1,500 |
| 3 x 25/3 | 4.1 | 0.795 | 40.5 | 43.1 | 2,550 | 1,500 |
| 3 x 35 | 8.2 | 0.565 | 43.2 | 46.0 | 3,000 | 2,100 |
| 3 x 25/3 | 4.1 | 0.565 | 43.2 | 46.0 | 3,000 | 2,100 |
| 3 x 50 | 9.9 | 0.393 | 47.1 | 50.1 | 3,740 | 3,000 |
| 3 x 25/3 | 4.1 | 0.393 | 47.1 | 50.1 | 3,740 | 3,000 |
| 3 x 70 | 11.8 | 0.277 | 52.0 | 55.3 | 4,840 | 4,200 |
| 3 x 35/3 | 4.9 | 0.277 | 52.0 | 55.3 | 4,840 | 4,200 |
| 3 x 95 | 13.5 | 0.210 | 55.8 | 59.3 | 5,890 | 5,700 |
| 3 x 50/3 | 5.8 | 0.210 | 55.8 | 59.3 | 5,890 | 5,700 |
| 3 x 120 | 15.3 | 0.164 | 60.0 | 63.8 | 7,170 | 7,200 |
| 3 x 70/3 | 6.9 | 0.164 | 60.0 | 63.8 | 7,170 | 7,200 |
| 3 x 150 | 17.1 | 0.132 | 64.0 | 68.1 | 8,370 | 9,000 |
| 3 x 70/3 | 6.9 | 0.132 | 64.0 | 68.1 | 8,370 | 9,000 |
| 3 x 185 | 18.6 | 0.108 | 67.6 | 71.8 | 9,830 | 11,100 |
| 3 x 95/3 | 8.0 | 0.108 | 67.6 | 71.8 | 9,830 | 11,100 |
| 3 x 240 | 21.3 | 0.082 | 73.8 | 78.5 | 12,320 | 14,400 |
| 3 x 120/3 | 9.1 | 0.082 | 73.8 | 78.5 | 12,320 | 14,400 |

Note: Additional sizes applicable upon request.

ICC CABLE CORP.

ROUND MEDIUM VOLTAGE REELING CABLE – METAL SCREEN, 6/1kV



| | |
|-----------------------|--|
| Cable Type: | TRDMRC-MS |
| Standards: | IEC 60502-2, JCS 353 |
| Specification: | TMCRS-14010, TMCRS-14014 |
| Application: | Flexible power cable for use on reeling systems gantry crane, etc. |

Electrical Properties

| | |
|---------------------|-------------|
| Rated Voltage(Uo/U) | 6/10kV |
| AC Test Voltage | 21kV/5min. |
| Current Rating(A) | IEC 60502-2 |

Thermal Properties

| | |
|-------------------------------|----------------|
| Maximum Conductor Temperature | |
| •Normal Operation | 90°C |
| •Short-Circuit(5s) | 250°C |
| Ambient Temperature | |
| •Moved | -25°C to +60°C |
| •Not Moved | -40°C to +80°C |

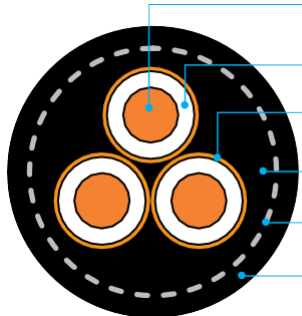
Mechanical Properties

| | |
|------------------|----------------------------------|
| Tensile Stress | Max. 15N/mm ² |
| Bending Radius | |
| •Reeling | Min. 15 x D |
| •Pulleys | Min. 15 x D |
| •S Bending | Min. 20 x D (D : Cable diameter) |
| Torsion Stress | Max. ±25°/m |
| Traveling Speed | Max. 60m/min. |
| Additional Tests | Bending, Torsion |

Chemical Properties

| | |
|--------------------|---------------|
| Oil Resistance | IEC 60811-2-1 |
| Flame-Retardant | IEC 60332-1 |
| Weather Resistance | Ozone, UV |

Construction

| Sectional View | Classification | Construction Detail |
|---|-----------------|--|
|  | Conductor | - Flexible tinned copper - IEC 60228 Class 5 |
| | Insulation | - EPR, IEC 60502-2 |
| | Metal Shield | - Braid screen made of tinned copper wires and polyester yarn |
| | Inner Sheath | - SE1, IEC 60502-2 |
| | Reinforce Layer | - Polyester yarn braid |
| | Outer Sheath | - SE1, better than IEC 60502-2, Black or Red |
| | Marking | - TRDMRC-MS 6/10kV Number of cores x cross-section TMC Year Length |

TRDMRC-MS Round Medium Voltage Reeling Cable – Metal Screen, 6/10kV

| Number of Core and Nominal Cross-Section | Conductor | | Overall Diameter | | Net Weight | Tension Stress |
|---|-------------------|----------------------|------------------|------|------------|----------------|
| | Diameter (Approx) | Resistance (At 20°C) | Min. | Max. | Approx. | Max. |
| mm ² | mm | Ω/km | mm | mm | kg/km | N |
| 1 x 16 | 5.6 | 1.240 | 23.1 | 25.5 | 730 | 240 |
| 1 x 25 | 7.0 | 0.795 | 24.4 | 27.0 | 870 | 375 |
| 1 x 35 | 8.2 | 0.565 | 26.0 | 28.7 | 1,030 | 525 |
| 1 x 50 | 9.9 | 0.393 | 27.7 | 30.4 | 1,240 | 750 |
| 1 x 70 | 11.8 | 0.277 | 29.9 | 32.8 | 1,530 | 1,050 |
| 1 x 95 | 13.5 | 0.210 | 31.8 | 34.8 | 1,810 | 1,425 |
| 1 x 120 | 15.3 | 0.164 | 33.7 | 36.8 | 2,130 | 1,800 |
| 1 x 150 | 17.1 | 0.132 | 35.7 | 38.9 | 2,490 | 2,250 |
| 1 x 185 | 18.6 | 0.108 | 37.5 | 40.8 | 2,880 | 2,775 |
| 1 x 240 | 21.3 | 0.082 | 40.7 | 44.2 | 3,570 | 3,600 |
| 3 x 16 | 5.6 | 1.240 | 43.7 | 47.5 | 2,550 | 720 |
| 3 x 25 | 7.0 | 0.795 | 47.0 | 51.0 | 3,080 | 1,125 |
| 3 x 35 | 8.2 | 0.565 | 50.1 | 54.3 | 3,630 | 1,575 |
| 3 x 50 | 9.9 | 0.393 | 54.3 | 58.7 | 4,460 | 2,250 |
| 3 x 70 | 11.8 | 0.277 | 58.9 | 63.5 | 5,490 | 3,150 |
| 3 x 95 | 13.5 | 0.210 | 62.7 | 67.7 | 6,510 | 4,275 |
| 3 x 120 | 15.3 | 0.164 | 67.1 | 72.3 | 7,700 | 5,400 |
| 3 x 150 | 17.1 | 0.132 | 71.3 | 76.7 | 8,990 | 6,750 |
| 3 x 185 | 18.6 | 0.108 | 74.8 | 80.4 | 10,290 | 8,325 |
| 3 x 240 | 21.3 | 0.082 | 82.0 | 88.1 | 12,830 | 10,800 |
| 4 x 16 | 5.6 | 1.240 | 48.4 | 52.4 | 3,160 | 960 |
| 4 x 25 | 7.0 | 0.795 | 52.1 | 56.3 | 3,820 | 1,500 |
| 4 x 35 | 8.2 | 0.565 | 55.5 | 59.9 | 4,520 | 2,100 |
| 4 x 50 | 9.9 | 0.393 | 60.0 | 64.8 | 5,560 | 3,000 |
| 4 x 70 | 11.8 | 0.277 | 65.1 | 70.1 | 6,870 | 4,200 |
| 4 x 95 | 13.5 | 0.210 | 69.6 | 75.0 | 8,210 | 5,700 |
| 4 x 120 | 15.3 | 0.164 | 74.2 | 79.8 | 9,690 | 7,200 |
| 4 x 150 | 17.1 | 0.132 | 79.2 | 85.2 | 11,410 | 9,000 |
| 4 x 185 | 18.6 | 0.108 | 83.1 | 89.3 | 13,080 | 11,100 |
| 4 x 240 | 21.3 | 0.082 | 91.3 | 97.9 | 16,380 | 14,400 |

Note: Additional sizes applicable upon request.

FLAT MEDIUM VOLTAGE REELING CABLE – METAL SCREEN, 6/1kV



Cable Type: TFLMRC-MS

Standards: IEC 60502-2, JCS 353

Application: Flexible power cable for use on reeling systems gantry crane, etc.

Electrical Properties

Rated Voltage(U₀/U) 6/10kV
 AC Test Voltage 21kV/5min.
 Current Rating(A) IEC 60502-2

Thermal Properties

Maximum Conductor Temperature

- Normal Operation 90°C
- Short-Circuit(5s) 250°C

Ambient Temperature

- Moved -25°C to +60°C
- Not Moved -40°C to +80°C

Mechanical Properties

Tensile Stress Max. 10N/mm²
 Bending Radius

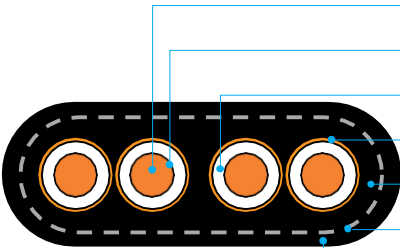
- Reeling Min. 15 x D
- Pulleys Min. 15 x D
- S Bending Min. 20 x D (D : Cable height diameter)

Torsion Stress Not Permissible
 Traveling Speed Max. 60m/min.
 Additional Tests Bending

Chemical Properties

Oil Resistance IEC 60811-2-1
 Flame-Retardant IEC 60332-1
 Weather Resistance Ozone, UV


Construction

| Sectional View | Classification | Construction Detail |
|---|-------------------|--|
|  | Conductor | Flexible tinned copper, IEC 60228 Class 5 |
| | Conductor Screen | Semi-conducting tape |
| | Insulation | EPR, better than IEC 60502-1 |
| | Insulation Screen | Semi-conducting tape |
| | Inner Sheath | SE1, better than IEC 60502-1 |
| | Reinforce Layer | Polyester yarn braid |
| | Outer Sheath | SE1, better than IEC 60502-1 |
| | Marking | TFLMRC-MS 6/10kV Number of cores x cross-section TMC Year length |

TFLMRC-MS Flat Medium Voltage Reeling Cable – Metal Screen, 6/10kV

| Number of Core and Nominal Cross-Section | Conductor | | Overall Diameter | | | | Net Weight | Tension Stress |
|---|----------------------------|---------------------------------|------------------|------------|------------|------------|------------------|-------------------|
| | Diameter (Approx) mm | Resistance (At 20°C) Ω/km | Height | | Width | | Approx. kg/km | Max. N |
| | | | Min. mm | Max. mm | Min. mm | Max. mm | | |
| mm ² | mm | Ω/km | mm | mm | mm | mm | kg/km | N |
| 3 x 16 | 5.6 | 1.240 | 24.7 | 28.7 | 59.0 | 63.0 | 2,200 | 480 |
| 3 x 25 | 7.0 | 0.795 | 26.4 | 30.4 | 63.7 | 67.7 | 2,650 | 750 |
| 3 x 35 | 8.2 | 0.565 | 28.0 | 32.0 | 67.7 | 71.7 | 3,120 | 1,050 |
| 3 x 50 | 9.9 | 0.393 | 29.8 | 34.8 | 72.9 | 77.9 | 3,840 | 1,500 |
| 3 x 70 | 11.8 | 0.277 | 32.3 | 37.3 | 79.2 | 84.2 | 4,740 | 2,100 |
| 3 x 95 | 13.5 | 0.210 | 34.4 | 39.4 | 84.7 | 89.7 | 5,640 | 2,850 |
| 3 x 120 | 15.3 | 0.164 | 36.8 | 41.8 | 90.7 | 95.7 | 6,690 | 3,600 |
| 4 x 16 | 5.6 | 1.240 | 25.3 | 29.3 | 79.7 | 83.7 | 2,970 | 640 |
| 4 x 25 | 7.0 | 0.795 | 27.2 | 31.2 | 86.1 | 90.1 | 3,610 | 1,000 |
| 4 x 35 | 8.2 | 0.565 | 28.1 | 33.1 | 90.6 | 95.6 | 4,200 | 1,400 |
| 4 x 50 | 9.9 | 0.393 | 28.9 | 33.9 | 95.0 | 100.0 | 4,910 | 2,000 |

Note: Additional sizes applicable upon request.



RUBBER INSULATED FLEXIBLE CABTYRE CABLE – 0.6/1kV



| | |
|-----------------------|----------------------------------|
| Cable Type: | PNCT |
| Standards: | KS C IEC 60502-1 |
| Specification: | TMCRS-15041 |
| Application: | Flexible power and control cable |

Electrical Properties

| | |
|----------------------------------|----------------|
| Rated Voltage(U ₀ /U) | 0.6/1kV |
| AC Test Voltage | 3.5kV/5min. |
| Current Rating(A) | IEC 60364-5-52 |

Thermal Properties

| | |
|-------------------------------|----------------|
| Maximum Conductor Temperature | |
| •Normal Operation | 90°C |
| •Short-Circuit(5s) | 250°C |
| Ambient Temperature | |
| •Moved | -15°C to +60°C |
| •Not Moved | -30°C to +80°C |

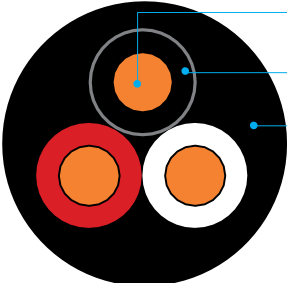
Mechanical Properties

| | |
|---------------------|-------------------------------|
| Tensile Stress | Max. 15N/mm ² |
| Bending Radius | |
| •20mm ≥ D | Min. 6 x D |
| •20mm < D | Min. 8 x D (D: Cablediameter) |
| •Fixed Installation | Min. 4 x D |
| Torsion Stress | Max. ±30°/m |
| Traveling Speed | |
| •Reeling | Not Permissible |
| •Festoon | Max. 40m/min. |
| Additional Tests | Bending, Torsion |

Chemical Properties

| | |
|--------------------|---------------|
| Oil Resistance | IEC 60811-2-1 |
| Flame-Retardant | IEC 60332-1 |
| Weather Resistance | Ozone, UV |

Construction

| Sectional View | Classification | Construction Detail |
|---|----------------------|---|
|  | Conductor | - Flexible tinned copper - IEC 60228 Class 5 |
| | Insulation | - EPR, IEC 60502-2 |
| | Sheath | - SE1, IEC 60502-1, Black |
| | Cores Identification | - Black number or Insulation color |
| | Marking | - PNCT 0.6/1kV Number of cores x cross-section TMC Year Length - If with earth conductor, PNCT 0.6/1kV Number of cores G cross-section TMC Year Length |

PNCT Rubber Insulated Flexible Cabtyre Cable, 0.6/1kV

| Number of Core and Nominal Cross-Section | Conductor | | Thickness Of | | Overall Diameter | Net Weight | Tension Stress |
|--|-------------------|----------------------|--------------|--------|------------------|------------|----------------|
| | Diameter (Approx) | Resistance (At 20°C) | Insulation | Sheath | Approx. | Approx. | Max. |
| mm ² | mm | Ω/km | mm | mm | kg/km | kg/km | N |
| 1 x 1.5 | 1.6 | 13.700 | 1.0 | 1.6 | 6.8 | 60 | 23 |
| 1 x 2.5 | 2.1 | 8.210 | 1.0 | 1.6 | 7.2 | 80 | 38 |
| 1 x 4 | 2.6 | 5.090 | 1.0 | 1.7 | 8.0 | 100 | 60 |
| 1 x 6 | 3.6 | 3.390 | 1.0 | 1.7 | 8.6 | 130 | 90 |
| 1 x 10 | 4.8 | 1.950 | 1.0 | 1.8 | 9.7 | 180 | 150 |
| 1 x 16 | 6.0 | 1.240 | 1.0 | 1.9 | 11.7 | 260 | 240 |
| 1 x 25 | 7.4 | 0.795 | 1.2 | 2.0 | 13.7 | 380 | 375 |
| 1 x 35 | 8.7 | 0.565 | 1.2 | 2.1 | 15.1 | 490 | 525 |
| 1 x 50 | 10.4 | 0.393 | 1.4 | 2.2 | 17.4 | 680 | 750 |
| 1 x 70 | 12.5 | 0.277 | 1.4 | 2.4 | 19.7 | 910 | 1,050 |
| 1 x 95 | 14.5 | 0.210 | 1.6 | 2.5 | 22.0 | 1,170 | 1,425 |
| 1 x 120 | 16.2 | 0.164 | 1.6 | 2.6 | 24.0 | 1,450 | 1,800 |
| 1 x 150 | 18.2 | 0.132 | 1.8 | 2.8 | 26.6 | 1,800 | 2,250 |
| 1 x 185 | 20.2 | 0.108 | 2.0 | 3.0 | 28.9 | 2,170 | 2,775 |
| 1 x 240 | 23.3 | 0.082 | 2.2 | 3.2 | 32.4 | 2,810 | 3,600 |
| 1 x 300 | 26.0 | 0.065 | 2.4 | 3.4 | 36.0 | 3,520 | 4,500 |
| 2 x 1 | 1.3 | 20.000 | 1.0 | 1.8 | 10.6 | 150 | 30 |
| 2 x 1.5 | 1.6 | 13.700 | 1.0 | 1.9 | 11.3 | 170 | 45 |
| 2 x 2.5 | 2.1 | 8.210 | 1.0 | 1.9 | 12.2 | 210 | 75 |
| 2 x 4 | 2.6 | 5.090 | 1.0 | 2.0 | 13.5 | 270 | 120 |
| 2 x 6 | 3.6 | 3.390 | 1.0 | 2.1 | 14.9 | 350 | 180 |
| 2 x 10 | 4.8 | 1.950 | 1.0 | 2.3 | 17.1 | 480 | 300 |
| 2 x 16 | 6.0 | 1.240 | 1.0 | 2.5 | 21.1 | 720 | 480 |
| 2 x 25 | 7.4 | 0.795 | 1.2 | 2.7 | 25.1 | 1,050 | 750 |
| 2 x 35 | 8.7 | 0.565 | 1.2 | 2.9 | 27.9 | 1,350 | 1,050 |
| 2 x 50 | 10.4 | 0.393 | 1.4 | 3.1 | 32.5 | 1,890 | 1,500 |
| 2 x 70 | 12.5 | 0.277 | 1.4 | 3.4 | 36.9 | 2,520 | 2,100 |
| 2 x 95 | 14.5 | 0.210 | 1.6 | 3.7 | 41.7 | 3,250 | 2,850 |
| 2 x 120 | 16.2 | 0.164 | 1.6 | 3.9 | 45.7 | 4,010 | 3,600 |
| 2 x 150 | 18.2 | 0.132 | 1.8 | 4.2 | 50.7 | 4,960 | 4,500 |
| 3 x 1 | 1.3 | 20.000 | 1.0 | 1.9 | 11.3 | 170 | 45 |
| 3 x 1.5 | 1.6 | 13.700 | 1.0 | 1.9 | 11.9 | 200 | 68 |
| 3 x 2.5 | 2.1 | 8.210 | 1.0 | 2.0 | 13.0 | 250 | 113 |
| 3 x 4 | 2.6 | 5.090 | 1.0 | 2.0 | 14.2 | 320 | 180 |
| 3 x 6 | 3.6 | 3.390 | 1.0 | 2.2 | 15.9 | 420 | 270 |

Note: Additional sizes applicable upon request.

PNCT Rubber Insulated Flexible Cabtyre Cable, 0.6/1kV

| Number of Core and Nominal Cross-Section | Conductor | | Thickness Of | | Overall Diameter | Net Weight | Tension Stress |
|---|-------------------|----------------------|--------------|--------|------------------|------------|----------------|
| | Diameter (Approx) | Resistance (At 20°C) | Insulation | Sheath | Approx. | Approx. | Max. |
| mm ² | mm | Ω/km | mm | mm | kg/km | kg/km | N |
| 3 x 10 | 4.8 | 1.95 | 1.0 | 2.4 | 18.2 | 600 | 450 |
| 3 x 16 | 6.0 | 1.24 | 1.0 | 2.5 | 22.3 | 900 | 720 |
| 3 x 25 | 7.4 | 0.795 | 1.2 | 2.8 | 26.8 | 1,330 | 1,125 |
| 3 x 35 | 8.7 | 0.565 | 1.2 | 3.0 | 29.8 | 1,720 | 1,575 |
| 3 x 50 | 10.4 | 0.393 | 1.4 | 3.3 | 34.9 | 2,420 | 2,250 |
| 3 x 70 | 12.5 | 0.277 | 1.4 | 3.5 | 39.4 | 3,230 | 3,150 |
| 3 x 95 | 14.5 | 0.210 | 1.6 | 3.9 | 44.7 | 4,200 | 4,275 |
| 3 x 120 | 16.2 | 0.164 | 1.6 | 4.1 | 49.0 | 5,190 | 5,400 |
| 3 x 150 | 18.2 | 0.132 | 1.8 | 4.5 | 54.6 | 6,460 | 6,750 |
| 4 x 1 | 1.3 | 20.0 | 1.0 | 1.9 | 12.1 | 200 | 60 |
| 4 x 1.5 | 1.6 | 13.7 | 1.0 | 2.0 | 13.0 | 240 | 90 |
| 4 x 2.5 | 2.1 | 8.21 | 1.0 | 2.0 | 14.1 | 300 | 150 |
| 4 x 4 | 2.6 | 5.09 | 1.0 | 2.1 | 15.6 | 400 | 240 |
| 4 x 6 | 3.6 | 3.39 | 1.0 | 2.3 | 17.4 | 530 | 360 |
| 4 x 10 | 4.8 | 1.95 | 1.0 | 2.5 | 20.0 | 750 | 600 |
| 4 x 16 | 6.0 | 1.24 | 1.0 | 2.7 | 24.8 | 1,140 | 960 |
| 4 x 25 | 7.4 | 0.795 | 1.2 | 3.0 | 29.7 | 1,690 | 1,500 |
| 4 x 35 | 8.7 | 0.565 | 1.2 | 3.2 | 33.0 | 2,190 | 2,100 |
| 4 x 50 | 10.4 | 0.393 | 1.4 | 3.5 | 38.7 | 3,090 | 3,000 |
| 4 x 70 | 12.5 | 0.277 | 1.4 | 3.8 | 43.9 | 4,150 | 4,200 |
| 4 x 95 | 14.5 | 0.210 | 1.6 | 4.2 | 49.7 | 5,380 | 5,700 |
| 4 x 120 | 16.2 | 0.164 | 1.6 | 4.5 | 54.7 | 6,690 | 7,200 |
| 4 x 150 | 18.2 | 0.132 | 1.8 | 4.8 | 60.6 | 8,270 | 9,000 |
| 5 x 1 | 1.3 | 20.0 | 1.0 | 2.0 | 13.3 | 240 | 75 |
| 5 x 1.5 | 1.6 | 13.7 | 1.0 | 2.0 | 14.0 | 280 | 113 |
| 5 x 2.5 | 2.1 | 8.21 | 1.0 | 2.1 | 15.4 | 370 | 188 |
| 5 x 4 | 2.6 | 5.09 | 1.0 | 2.2 | 17.1 | 490 | 300 |
| 5 x 6 | 3.6 | 3.39 | 1.0 | 2.4 | 19.1 | 640 | 450 |
| 5 x 10 | 4.8 | 1.95 | 1.0 | 2.6 | 21.9 | 910 | 750 |
| 5 x 16 | 6.0 | 1.24 | 1.0 | 2.8 | 27.2 | 1,400 | 1,200 |
| 5 x 25 | 7.4 | 0.795 | 1.2 | 3.2 | 32.9 | 2,090 | 1,875 |
| 5 x 35 | 8.7 | 0.565 | 1.2 | 3.4 | 36.5 | 2,700 | 2,625 |
| 5 x 50 | 10.4 | 0.393 | 1.4 | 3.8 | 43.0 | 3,830 | 3,750 |
| 5 x 70 | 12.5 | 0.277 | 1.4 | 4.1 | 48.7 | 5,150 | 5,250 |
| 5 x 95 | 14.5 | 0.210 | 1.6 | 4.5 | 55.2 | 6,690 | 7,125 |

Note: Additional sizes applicable upon request.

RUBBER INSULATED FLEXIBLE CABTYRE CABLE – FLAT, 0.6/1kV



| | |
|-----------------------|----------------------------------|
| Cable Type: | PNCT-F |
| Standards: | KS C IEC 60502-1, JIS C3327 |
| Specification: | TMCRS-15003 |
| Application: | Flexible power and control cable |

Electrical Properties

| | |
|---------------------|----------------|
| Rated Voltage(Uo/U) | 0.6/1kV |
| AC Test Voltage | 3.5kV/5min. |
| Current Rating(A) | IEC 60364-5-52 |

Thermal Properties

| | |
|-------------------------------|----------------|
| Maximum Conductor Temperature | |
| • Normal Operation | 90°C |
| • Short-Circuit(5s) | 250°C |
| Ambient Temperature | |
| • Moved | -15°C to +60°C |
| • Not Moved | -30°C to +80°C |

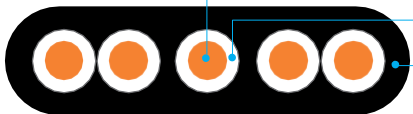
Mechanical Properties

| | |
|----------------------|---------------------------------------|
| Tensile Stress | Max. 5N/mm ² |
| Bending Radius | |
| • 20mm ≥ D | Min. 6 x D |
| • 20mm < D | Min. 8 x D (D: Cable height/diameter) |
| • Fixed Installation | Min. 4 x D |
| Torsion Stress | Not Permissible |
| Traveling Speed | |
| • Reeling | Not Permissible |
| • Festoon | Max. 40m/min. |
| Additional Tests | Bending |

Chemical Properties

| | |
|--------------------|---------------|
| Oil Resistance | IEC 60811-2-1 |
| Flame-Retardant | IEC 60332-1 |
| Weather Resistance | Ozone, UV |

Construction

| Sectional View | Classification | Construction Detail |
|---|----------------------|---|
|  | Conductor | - Flexible tinned copper, IEC 60228 Class 5 |
| | Insulation | - EPR, IEC 60502-1 |
| | Sheath | - SE1, IEC 60502-1, Black |
| | Cores identification | - If without earth conductor, White with black numbering - If with earth conductor, White with black numbering + green |
| | Marking | - PNCT-F 0.6/1kV Number of cores x cross-section TMC Year Length |

PNCT-F Rubber Insulated Flexible Cabtyre Cable- Flat, 0.6/1kV

| Number of Core and Nominal Cross-Section | Conductor | | Overall Diameter | | | | Net Weight | Tension Force |
|--|-------------------|----------------------|------------------|------|-------|------|------------|---------------|
| | Diameter (Approx) | Resistance (At 20°C) | Height | | Width | | | |
| | | | Min. | Max. | Min. | Max. | Approx. | Max. |
| mm ² | mm | Ω/km | mm | mm | mm | mm | kg/km | N |
| 5 x 6 | 3.6 | 3.39 | 9.6 | 12.7 | 35.4 | 40.5 | 790 | 150 |
| 7 x 6 | 3.6 | 3.39 | 9.8 | 12.9 | 45.9 | 51.0 | 1,060 | 210 |
| 9 x 6 | 3.6 | 3.39 | 10.4 | 13.5 | 56.9 | 62.0 | 1,370 | 270 |
| 11 x 6 | 3.6 | 3.39 | 10.8 | 13.9 | 67.7 | 72.8 | 1,670 | 330 |
| 13 x 6 | 3.6 | 3.39 | 11.0 | 14.1 | 78.3 | 83.4 | 1,970 | 390 |

Note: Additional sizes applicable upon request.